

# Social Determinants of Health and HIV Among Asians, Native Hawaiians, and Pacific Islanders

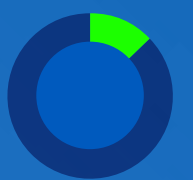
In 2019, **Asians, Native Hawaiians, and Pacific Islanders** (NHPI) represented **2.2%** (796) of all new HIV diagnoses in the U.S.

Social determinants of health such as **poverty, insurance, education, and unemployment** can negatively affect **HIV-related health outcomes** for **Asians, Native Hawaiians, and Pacific Islanders**.

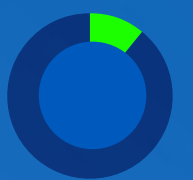


## Poverty

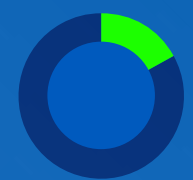
American Community Survey, 2018



**13.1%** of U.S. population were living in poverty.



**10.8%** of Asian people were living in poverty.



**16.7%** of Native Hawaiians/Pacific Islanders were living in poverty.



## Education

American Community Survey, 2018



**88.3%** of U.S. population had at least a high school education.



**87.6%** of Asian people had at least a high school education.

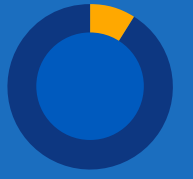


**87.2%** of Native Hawaiians/Pacific Islanders had at least a high school education.

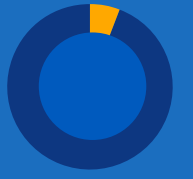


## Insurance

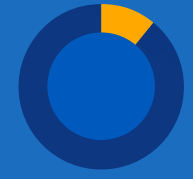
American Community Survey, 2018



**8.9%** of U.S. population were uninsured.



**6.3%** of Asian people were uninsured.

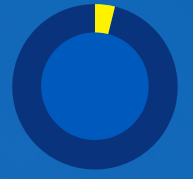


**10.6%** of Native Hawaiians/Pacific Islanders were uninsured.

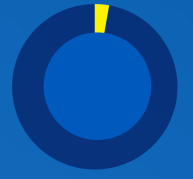


## Unemployment

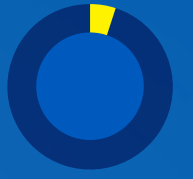
Bureau of Labor Statistics, 2018



**3.9%** of U.S. population were unemployed.



**3.0%** of Asian people were unemployed.



**5.3%** of Native Hawaiians/Pacific Islanders were unemployed.